

A GUIDE TO WRITING PROPER REFERENCES BEFORE SUBMITTING MANUSCRIPTS

THERE ARE 3 MOST COMMON TYPES OF REFERENCES

1. JOURNAL REFERENCING
2. BOOK REFERENCING
3. INTERNET REFERENCING

JOURNAL REFERENCING - TWO MAIN COMPONENTS

1. Bibliographic Elements, and
2. Punctuations Marks

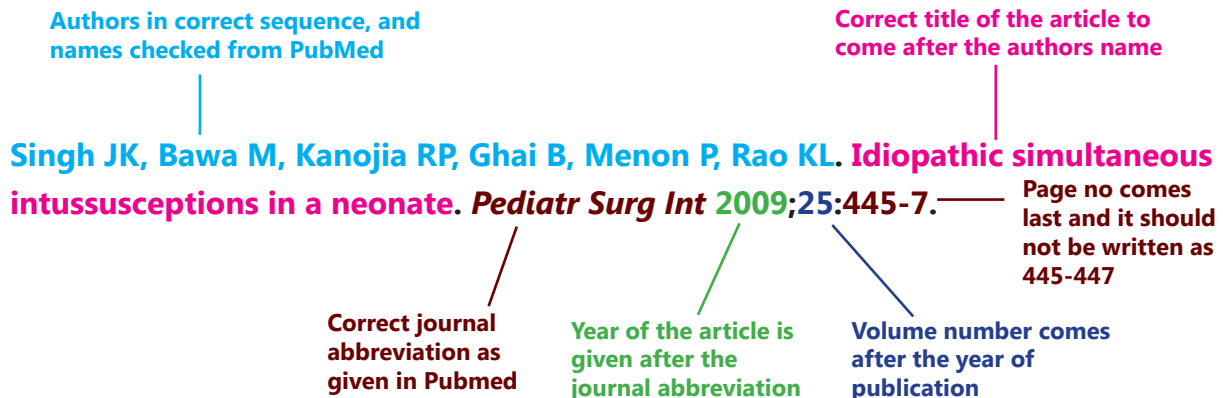
BIBLIOGRAPHIC ELEMENTS

Authors (use et al. after 6 authors, if there are more than six authors, complete names should not be written. "et al" must be in italics)

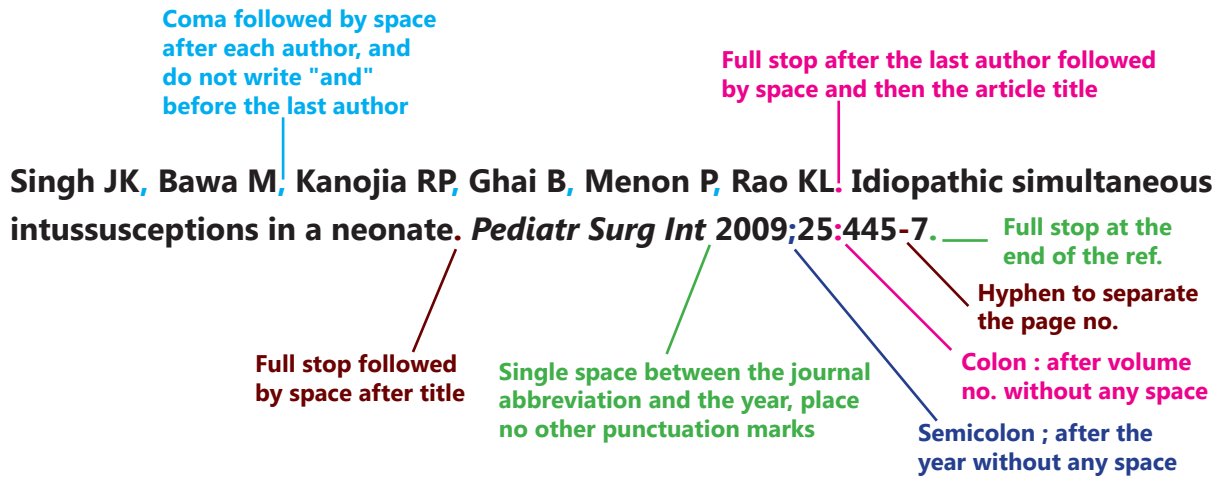
Article title (should be exact as existing)

Journal name (should be in standard PubMed abbreviations, full journal name should not be written)

Year, Volume and Page numbers (445-447 to be written as 445-47)



PUNCTUATION MARKS



CITING REFERENCES IN THE TEXT

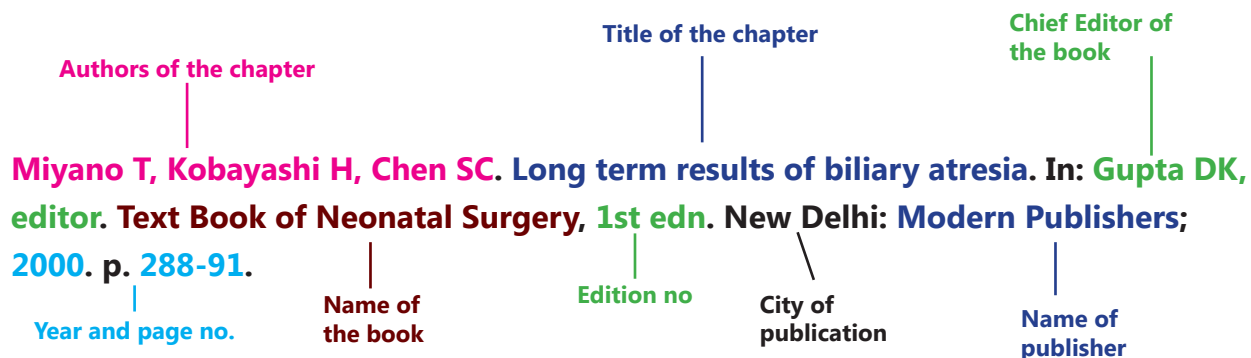
References should be numbered using Arabic numerals in box parentheses e.g. [1] in the order of appearance in the text as a superscript.

Nystagmus is considered be a relative contraindication for laser refractive surgery because of the patient's inability to fixate.^[1,2] In addition, movements during flap preparation can cause free or irregular flaps, and movements during laser ablation can cause eccentric ablation.^[3] Eccentric ablation on the optical axis can lead to loss of corrected distance visual acuity, monocular diplopia, glare, halos, and other debilitating visual symptoms.^[2,3] Because suction systems are routinely used for flap preparation, the main problem is fixating the globe during laser ablation in laser in situ keratomileusis (LASIK) or photorefractive keratectomy (PRK).

Small incision lenticule extraction (SMILE) is a relatively new technique for correcting myopia and myopic astigmatism using the VisuMax[®] (Carl Zeiss Meditec, Jena, Germany) femtosecond laser.^[4] While the eye can move during excimer laser ablation in LASIK or PRK, the femtosecond laser cuts a refractive lenticule using a suction system in SMILE.^[4] To date, no study had reported the correction of myopic astigmatism using SMILE in patients with

BOOK REFERENCE - CHAPTER IN A BOOK

See example below. The punctuation marks are also to be followed as seen in this example.



INTERNET REFERENCE

The three main types of electronic sources are:

1. Websites or web pages

Websites or web pages /Homepage/Web site – Cancer-Pain.org [Internet]. New York: Association of Cancer Online Resources, Inc.; c2000-01 [updated 2002 May 16; cited 2002 Jul 9]. Available from: <http://www.cancer-pain.org/>.

2. Complete works (reports, research papers, online books)

- Database on the Internet

Who's Certified [Internet]. Evanston (IL): The American Board of Medical Specialists. c2000 - [cited 2001 Mar 8]. Available from: <http://www.abms.org/newsearch.asp>

3. Journal article on the Internet

Aboud S. Quality improvement initiative in nursing homes: the ANA acts in an advisory role. Am J Nurs [Internet]. 2002 Jun [cited 2002 Aug 12];102(6):[about 1 p.]. Available from: <http://www.nursingworld.org/AJN/2002/june/Wawatch.htm>Article

USEFUL INTERNET RESOURCES

- http://www.nlm.nih.gov/bsd/uniform_requirements.html
- <http://www.icmje.org/>

POINTS TO REMEMBER

- The author is the entirely responsible for providing the references in the correct style with proper and accurate bibliographic details.
- The journal editors have the right to not accept the manuscript on technical grounds if the references are not properly placed and will send the manuscript back to the author for correction. The processing time will be delayed only due to the oversight of the authors in this case.

Thanks

For further queries:

Dr. Kamal Asnani

eMediWrite Pvt. Ltd.

26/18, Second Floor,

East Patel Nagar, New Delhi – 110 008 (India)

Phone: 91-11-47234471 Mobile: +91 9811646864

E-mail: info@emediwrite.com

Website: www.emediwrite.com